

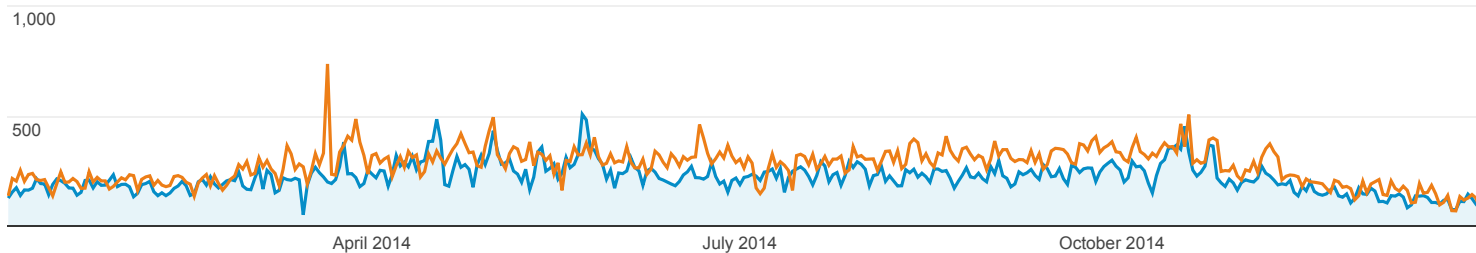
# My Dashboard

Jan 1, 2014 - Dec 31, 2014  
Compare to: Jan 1, 2013 - Dec 31, 2013

**All Sessions**  
+0.00%

## Sessions

Jan 1, 2014 - Dec 31, 2014: ● Sessions  
Jan 1, 2013 - Dec 31, 2013: ● Sessions



## Sessions

Jan 1, 2014 - Dec 31, 2014

**80,764**

% of Total: 100.00% (80,764)



Jan 1, 2013 - Dec 31, 2013

**100,526**

% of Total: 100.00% (100,526)



## Users

Jan 1, 2014 - Dec 31, 2014

**61,588**

% of Total: 100.06% (61,548)



Jan 1, 2013 - Dec 31, 2013

**75,184**

% of Total: 100.06% (75,142)



## New Users

Jan 1, 2014 - Dec 31, 2014

**58,741**

% of Total: 100.00% (58,741)



Jan 1, 2013 - Dec 31, 2013

**72,052**

% of Total: 100.00% (72,052)



## Pageviews

Jan 1, 2014 - Dec 31, 2014

**326,589**

% of Total: 100.00% (326,589)



Jan 1, 2013 - Dec 31, 2013

**394,332**

% of Total: 100.00% (394,332)



## Pages / Session

---

Jan 1, 2014 - Dec 31, 2014

**4.04**

Avg for View: **4.04 (0.00%)**



Jan 1, 2013 - Dec 31, 2013

**3.92**

Avg for View: **3.92 (0.00%)**



## Avg. Session Duration

---

Jan 1, 2014 - Dec 31, 2014

**00:02:33**

Avg for View: **00:02:33 (0.00%)**



Jan 1, 2013 - Dec 31, 2013

**00:02:26**

Avg for View: **00:02:26 (0.00%)**



## % New Sessions

---

Jan 1, 2014 - Dec 31, 2014

**72.73%**

Avg for View: **72.73% (0.00%)**



Jan 1, 2013 - Dec 31, 2013

**71.67%**

Avg for View: **71.67% (0.00%)**



## Bounce Rate

---

Jan 1, 2014 - Dec 31, 2014

**53.19%**

Avg for View: **53.19% (0.00%)**



Jan 1, 2013 - Dec 31, 2013

**58.78%**

Avg for View: **58.78% (0.00%)**



Jan 1, 2014 - Dec 31, 2014

Compare to: Jan 1, 2013 - Dec 31, 2013

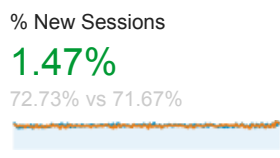
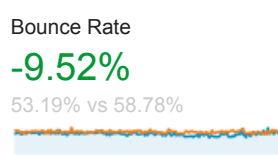
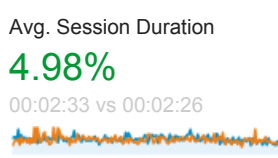
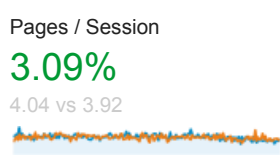
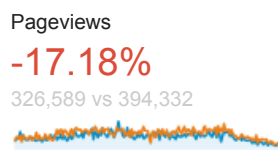
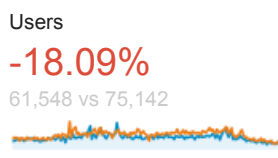
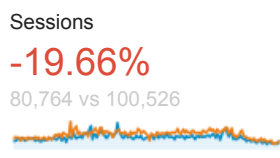
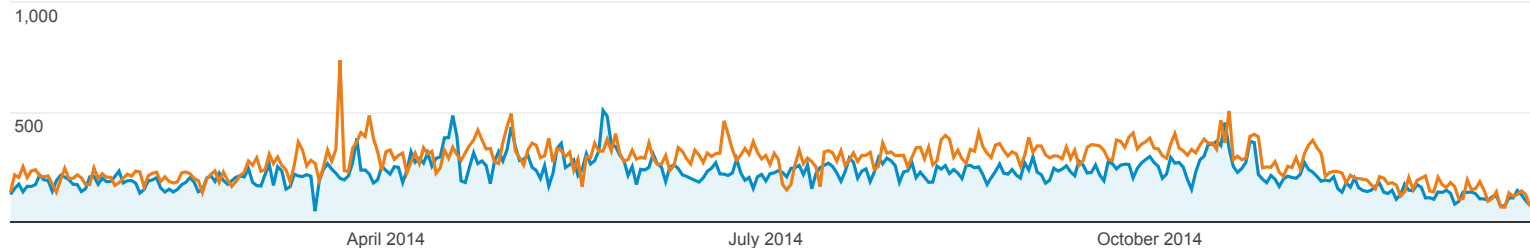
# Audience Overview

All Sessions +0.00%

Overview

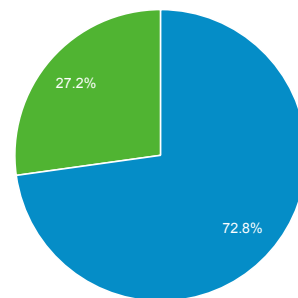
Jan 1, 2014 - Dec 31, 2014: ● Sessions

Jan 1, 2013 - Dec 31, 2013: ● Sessions

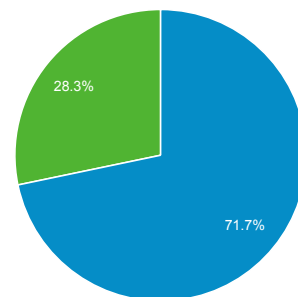


■ New Visitor ■ Returning Visitor

Jan 1, 2014 - Dec 31, 2014



Jan 1, 2013 - Dec 31, 2013



Country

Country	Sessions	% Sessions
<b>1. Switzerland</b>		
Jan 1, 2014 - Dec 31, 2014	55,628	68.88%
Jan 1, 2013 - Dec 31, 2013	69,509	69.15%
<b>% Change</b>	<b>-19.97%</b>	<b>-0.39%</b>
<b>2. Italy</b>		
Jan 1, 2014 - Dec 31, 2014	15,659	19.39%
Jan 1, 2013 - Dec 31, 2013	20,482	20.37%
<b>% Change</b>	<b>-23.55%</b>	<b>-4.84%</b>
<b>3. Germany</b>		
Jan 1, 2014 - Dec 31, 2014	2,252	2.79%
Jan 1, 2013 - Dec 31, 2013	2,412	2.40%
<b>% Change</b>	<b>-6.63%</b>	<b>16.21%</b>

4.	United States		
	Jan 1, 2014 - Dec 31, 2014	1,067	1.32%
	Jan 1, 2013 - Dec 31, 2013	1,469	1.46%
	<b>% Change</b>	<b>-27.37%</b>	<b>-9.59%</b>
5.	France		
	Jan 1, 2014 - Dec 31, 2014	882	1.09%
	Jan 1, 2013 - Dec 31, 2013	945	0.94%
	<b>% Change</b>	<b>-6.67%</b>	<b>16.17%</b>
6.	Brazil		
	Jan 1, 2014 - Dec 31, 2014	829	1.03%
	Jan 1, 2013 - Dec 31, 2013	157	0.16%
	<b>% Change</b>	<b>428.03%</b>	<b>557.23%</b>
7.	United Kingdom		
	Jan 1, 2014 - Dec 31, 2014	357	0.44%
	Jan 1, 2013 - Dec 31, 2013	479	0.48%
	<b>% Change</b>	<b>-25.47%</b>	<b>-7.23%</b>
8.	Austria		
	Jan 1, 2014 - Dec 31, 2014	288	0.36%
	Jan 1, 2013 - Dec 31, 2013	234	0.23%
	<b>% Change</b>	<b>23.08%</b>	<b>53.19%</b>
9.	Netherlands		
	Jan 1, 2014 - Dec 31, 2014	266	0.33%
	Jan 1, 2013 - Dec 31, 2013	326	0.32%
	<b>% Change</b>	<b>-18.40%</b>	<b>1.56%</b>
10.	Spain		
	Jan 1, 2014 - Dec 31, 2014	235	0.29%
	Jan 1, 2013 - Dec 31, 2013	269	0.27%
	<b>% Change</b>	<b>-12.64%</b>	<b>8.74%</b>